

FLN Series

---

# English Work Book-1

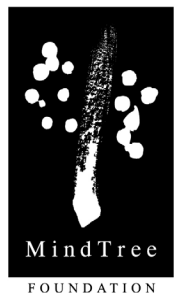
---

Classes IV and V



GOVERNMENT OF TELANGANA  
**SAMAGRA SHIKSHA**  
Department of School Education

#BeTheGiveR



-: పుస్తకం గురించి :-

- ఈ పుస్తకం పిల్లలకు అక్షర స్థాయి నుండి ఆంగ్ల భాషను పరిచయం చేస్తుంది.
- రోజువారీ వ్రాయడం మరియు చదవడం కి సంబంధించిన అభ్యాసాలు దశలవారీగా ఇవ్వబడతాయి.
- ఈ అభ్యాస పుస్తకం ముగిసేనాటికి పిల్లలు సరళమైన పదాలను అర్థం చేసుకోగలుగుతారు - మూడు అక్షరాల పద కుటుంబాలు మరియు సరళమైన వాక్యాలను చదవడం మరియు వ్రాయడం నేర్చుకోగలుగుతారు.
- ప్రారంభ స్థాయి నుండి ఆంగ్ల భాషను నేర్చుకోవడానికి ఈ పుస్తకం అనువైనది.
- ఈ పుస్తకం నాల్గవ మరియు ఐదవ తరగతుల విద్యార్థులకు ఆంగ్లములో పునాదిస్థాయి నైపుణ్యాలను అభ్యసించి నేర్చుకొనే అవకాశం కల్పిస్తుంది. పునాదిస్థాయి నైపుణ్యాలను నేర్చుకొని వారు తరగతి స్థాయి అభ్యాసానికి సిద్ధమవుతారు.

-: సూచనలు :-

- ప్రతిరోజూ కనీసం ఒక పేజీని అభ్యాసం చేయాలి.
- చదివేటప్పుడు, తల్లిదండ్రులు / ఉపాధ్యాయులు / సహా విద్యార్థుల ముందు బిగ్గరగా చదవండి మరియు ఉచ్చారణ సరైనదేనా అని తనిఖీ చేసుకోండి. సరైనది కాకపోతే దాన్ని సరిదిద్దుకోవాలి.
- తరువాత వ్రాయడం అభ్యాసం చేయండి. వ్రాసేటప్పుడు బిగ్గరగా చదవడం మంచిది.
- మీకు ఏదైనా విభాగంలో సహాయం అవసరమైతే, అడిగి ఆ సహాయాన్ని పొందండి.
- వారానికి ఒకసారి దానిని ఉపాధ్యాయులకి చూపించి సంతకం పొందండి.
- ఏదైనా అంశం పై మరింత అభ్యాసం కొరకు మరియు పుస్తకం యొక్క డిజిటల్ కాపీ కొరకు ఈ లింక్ లేదా QR కోడ్ ని ఉపయోగించవచ్చు. <http://sikshana.org/fln.html>
- స్కాన్డ్ ఫోన్ ద్వారా QR కోడ్ లను స్కాన్ చేయడానికి గూగుల్ లెన్స్ ని ఉపయోగించండి. లేదా మీరు చేయాల్సిందల్లా తగిన యాప్ ను డౌన్ లోడ్ చేసుకొని దానిని ఉపయోగించడం.



" We have put our efforts to make this book free of content errors and typos. However, if you happen to find any or have suggestions for improvement, please reach out to us at [feedback@sikshana.org](mailto:feedback@sikshana.org) "

## Table of Contents

1. Big and small letters for reference .....	1
2. Tracing – Pencil control .....	2
3. Tracing big and small letters – Cc, Aa, Tt, Oo, Pp .....	3
3.1 Letters, related words, sentences, activities – reading and writing	4-7
4. Tracing big and small letters – Ee, Ss, Bb, Nn, Ii .....	8
4.1 Letters, related words, sentences, activities – reading and writing	9-12
5. Tracing big and small letters – Gg, Uu, Rr, Dd, Mm .....	13
5.1 Letters, related words, sentences, activities – reading and writing	14-17
6. I can read three letter words – reading and writing .....	18
7. Colours – reading and writing activities .....	19-20
8. Tracing big and small letters – Hh, Yy, Ww, Ff, Ll .....	21
8.1 Letters, related words, sentences, activities – reading and writing	22-24
9. I can read three letter words – reading and writing .....	25
10. Number names – reading and writing activities .....	26-27
11. Tracing big and small letters – Vv, Qq, Kk, Jj, Zz, Xx .....	28
11.1 Letters, related words, sentences, activities – reading and writing	29-32
12. I can read three letter words – reading and writing .....	33
13. Animals – reading and writing activities .....	34
14. Revision – big and small letters .....	35
15. Sight words .....	36
16. Activities – three letter words .....	37-38
17. Speaking exercise .....	39
18. Alphabet poster .....	40-41
19. Sight words .....	42

**Big Letters**

<b>A</b>	<b>B</b>	<b>C</b>	<b>D</b>	<b>E</b>	<b>F</b>	<b>G</b>
<b>H</b>	<b>I</b>	<b>J</b>	<b>K</b>	<b>L</b>	<b>M</b>	<b>N</b>
<b>O</b>	<b>P</b>	<b>Q</b>	<b>R</b>	<b>S</b>	<b>T</b>	<b>U</b>
<b>V</b>	<b>W</b>	<b>X</b>	<b>Y</b>	<b>Z</b>		

**Small Letters**

<b>a</b>	<b>b</b>	<b>c</b>	<b>d</b>	<b>e</b>	<b>f</b>	<b>g</b>
<b>h</b>	<b>i</b>	<b>j</b>	<b>k</b>	<b>l</b>	<b>m</b>	<b>n</b>
<b>o</b>	<b>p</b>	<b>q</b>	<b>r</b>	<b>s</b>	<b>t</b>	<b>u</b>
<b>v</b>	<b>w</b>	<b>x</b>	<b>y</b>	<b>z</b>		

**ABC Song**

A B C D E F G

H I J K

L M N O P

Q R S

T U V

W X Y Z

Now I know my ABCs

Next time won't you sing with me.

Video: <https://www.youtube.com/watch?v=PwAW4oKUdq0>

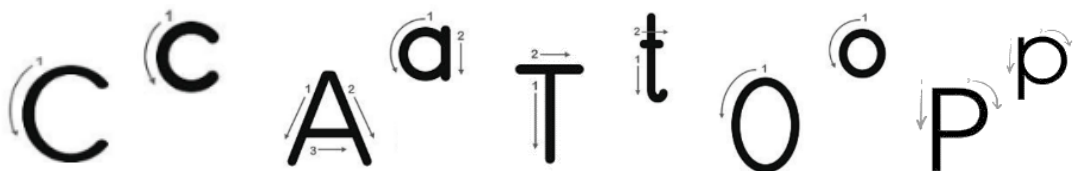
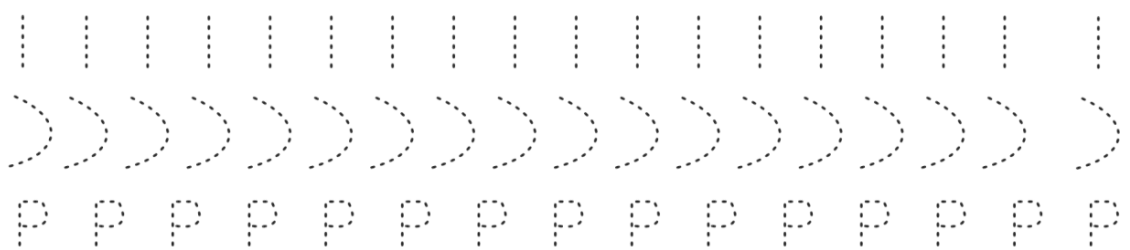


Join the dots. చుక్కలను కలపండి.

Complete the pattern. నమూనాను పూర్తి చేయండి.







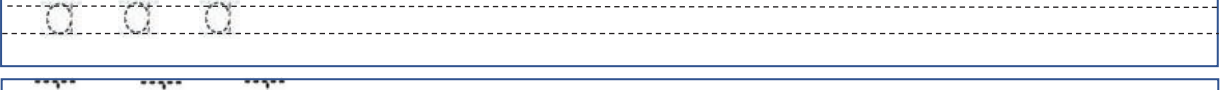




Join the dots and copy the design. ఎడమ వైపునున్న చిత్రాన్ని చూసి కుడివైపున చుక్కలను కలుపుతూ గీయండి.

Trace the pattern. చుక్కలను కలుపుతూ సమూహాను గీయండి.

Example





Say and copy the letters. అక్షరాలను పలకండి మరియు చూసి వ్రాయండి.

Read and write. చదవండి మరియు వ్రాయండి.

Trace and colour the cat. చుక్కలను కలుపుతూ పిల్లిని గీయండి మరియు రంగులు వేయండి.

cat  
cat



Read Aloud. బిగ్గరగా చదవండి.

**This is a cat.**

**This is Toto the cat.**

Trace the first letters and try to read the words with help.

చుక్కలను కలుపుతూ మొదటి అక్షరాలను వ్రాయండి మరియు వాటి సహాయంతో పదాలను చదవండి.



Car



Ant



Tiger



Cake



Arm



Turtle



Carrot



Apple



Tree

Say and copy the letters. అక్షరాలను పలకండి మరియు చూసి వ్రాయండి.

O O O

o o o

P P P

p p p

Read and write

pot

top

cot

pot		top		cot	
pot		top		cot	

Read Aloud. బిగ్గరగా చదవండి.



Trace and colour the pot. చుక్కలను కలుపుతూ కుండను గీయండి మరియు రంగులు వేయండి.

This is a pot.

Papa cat hid the cap in the pot.

Toto wants the cap.

Is the cap in this pot?



Trace the first letters and try to read the words with help.

చుక్కలను కలుపుతూ మొదటి అక్షరాలను వ్రాయండి మరియు వాటి సహాయంతో పదాలను చదవండి.

Colour P and O



Pin



Owl



Pig



Orange



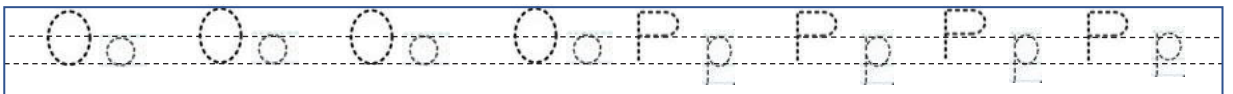
Pencil



Octopus



Revision - Say and copy the letters. పునశ్చరణ: అక్షరాలను పలకండి మరియు చూసి వ్రాయండి.



Draw a line connecting C-c-C-c

C-c-C-c ని కలుపుతూ ఒక గీతను గీయండి.


Colour the letter - A

Aa అక్షరాలకి రంగు వేయండి.

Fill in the blanks. Use the letters - A O

ఖాళీలను పూరించడానికి A O అక్షరాలను ఉపయోగించండి.

c ___ p
t ___ p
P ___ P ___
T ___ T ___
p ___ t



Match the big and small letters

C	t
A	o
P	c
O	a
T	p

Read the words 5 times. పదాలను 5 సార్లు చదవండి.

This	is	a	in	has
------	----	---	----	-----

Read, trace, and write. చదవండి మరియు చుక్కలను కలుపుతూ పదాలను వ్రాయండి.

This
This

is
is

has
has

in
in

Complete the sentence. వాక్యాన్ని పూర్తిచేయండి.

This is a cap.
----------------



Trace the sentence. చుక్కలను కలుపుతూ వాక్యాన్ని వ్రాయండి.

This is a pot.
----------------



Write the sentence. వాక్యాన్ని వ్రాయండి.

--



--

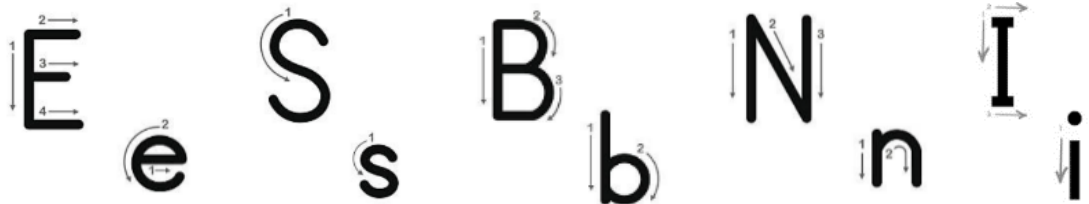




--



cap	pot	cat	tap	top
-----	-----	-----	-----	-----

Trace the pattern. చుక్కలను కలుపుతూ సమానాను గీయండి.



Say and copy the letters. అక్షరాలను పలకండి మరియు చూసి వ్రాయండి.

E E E E

e e e e

S S S S

s s s s

N N N N

n n n n

Read and write

net

sat

son

net

Blank handwriting lines for the word 'net'.

sat

Blank handwriting lines for the word 'sat'.

son

Blank handwriting lines for the word 'son'.

net

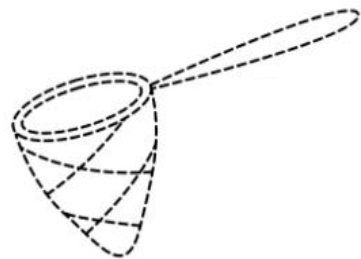
sat

son

Read Aloud

Trace and colour the net.

This is a net.  
 Papa cat went fishing with a net.  
 Toto cat sat with Papa cat.



Trace the first letters and try to read the words with help.



Elephant



Slide



Nest



Egg



Snail



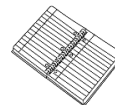
Nail



Earth



Sun



Notebook

Say and copy the letters. అక్షరాలను పలకండి మరియు చూసి వ్రాయండి.

**B** B B B

**b** b b b

**I** I I I

**i** i i i

Read and write **tin**

tin tin

**bit**

bit bit

**bib**

bib bib

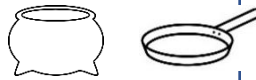
Read Aloud

Colour the tin

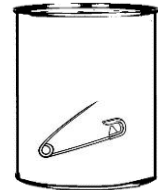
This is a tin

Papa cat found a pin in the tin.

Toto cat found a pot and a pan.



What can you do with a pin, a tin, a pot, and a pan?



Trace the first letters and try to read the words with help.



Colour B and I



Ice cream



Book



Igloo



Bee



India



Ball

Revision - Say and copy the letters.

Ee Ee Ee Bb Bb Bb Nn Nn

Nn Ss Ss Ss Ii Ii Ii

Colour the pictures that begin with B.

B తో ప్రారంభమయ్యే చిత్రాలకు రంగు వేయండి.



Colour the letter - E e

E e అక్షరాలకి రంగు వేయండి.




Fill in the blanks. Use the letters - I E

t___n
p___t
b___n
b___t
p___n



Match the big and small letters.

- |   |   |
|---|---|
| S | b |
| E | n |
| B | s |
| I | e |
| N | i |



Read the words 5 times.

The	on	and	small	big
-----	----	-----	-------	-----

Read, trace, and write

The
The

small
small

and
and

big
big

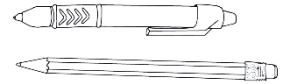
Complete the sentence.

The pin is small.
-------------------



Trace the sentence.

The pen is small.
-------------------




PEN & PENCIL

Write the sentences.

--

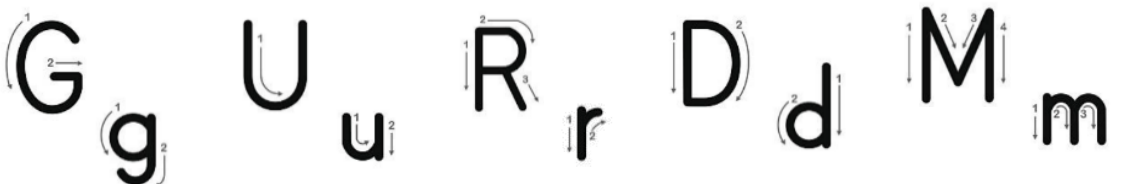
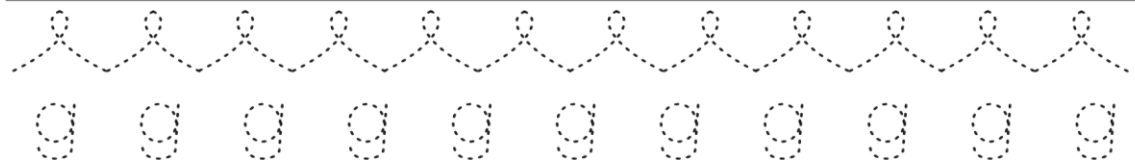

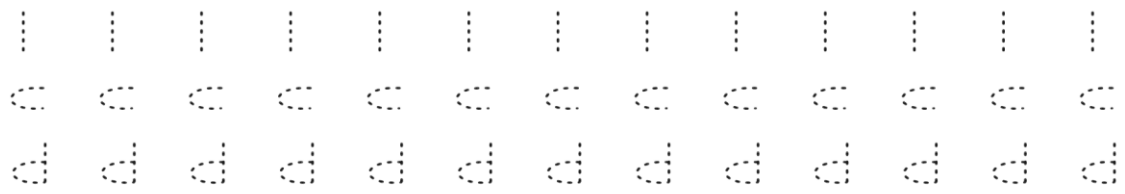
--

--



pin	pen	top	bat	ant
-----	-----	-----	-----	-----

Trace the pattern.





Say and copy the letters.

G G G

g g g

U U U

u u u

R R R

r r r

Read and write

rug mug run sat sun

rug

mug

run

sat

sun

Read Aloud


This is a rug.

Papa cat sat on the rug with a mug.

Toto cat sat with Papa cat.

Toto cat did want to run in the sun.

Colour the cats



Trace the first letters and try to read the words with help.



Giraffe



Rainbow



Umbrella



Gift



Ring



Unhappy



Grapes



Rabbit



Uniform

Say and copy the letters.

D D D

d d d

M M M

m m m

Read and write

mud dug dam mad dot

mud dug dam mad dot

Read Aloud

Colour the mud brown

This is mud.

Papa cat dug the mud.

Toto cat made a dam with the mud.

Papa cat got mad.



Colour D and M



Trace the first letters and try to read the words with help.



Moon



Dog



Monkey



Drum



Mouse



Duck

Read the words 5 times.

with	these	for	on	big
------	-------	-----	----	-----

Read, trace, and write

big
big


these
these

with
with

for
for


Complete the sentence.

The elephant is big.



Trace the sentence.

The giraffe is big.



Write the sentences.






elephant	giraffe	car	earth	rainbow
----------	---------	-----	-------	---------

Revision - Say and copy the letters.

Rr Rr Rr Gg Gg Gg Uu

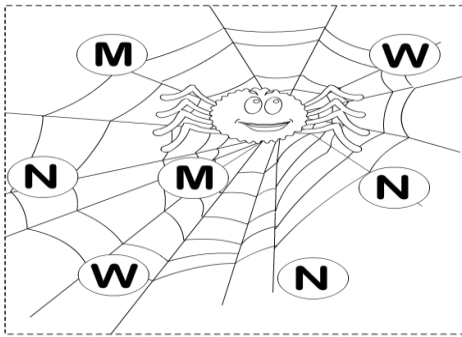
\_\_\_\_\_

Uu Dd Dd Dd Mm Mm Mm

\_\_\_\_\_

Shade the letter M

Color the circles that have the letter W.



Match the big and small letters.

M	—	d
U		r
D		m
G		u
R		g

Fill in the blanks

	r ___ g
	p ___ n
	s ___ n
	p ___ g
	m ___ g
	b ___ d

Connect the G-g-Gg and reach the bottom G

a	g	G	g	G	g	G	g	G	g	G	g	G	g	G	g	o
Q	G	L	Z	a	k	J	i	h	R	e	D	A	b	P		
r	g	G	g	G	g	G	g	G	g	G	g	O	C	q		
S	c	N	s	T	u	e	V	W	x	v	G	A	d	h		
t	g	G	g	U	P	t	q	s	Y	C	g	w	E	x		
U	G	P	G	x	W	v	R	s	z	u	G	o	h	Y		
v	g	O	g	G	g	G	g	G	g	G	g	b	l	q		
W	G	R	M	a	L	k	J	y	l	F	M	n	j	R		
x	g	G	g	G	g	G	g	G	g	G	g	B	K	E		
Y	j	X	y	z	A	b	C	d	z	E	G	d	l	H		
G	g	G	g	B	c	D	b	i	C	h	g	T	M	b		
g	j	K	G	l	m	N	o	P	R	d	G	d	n	A		
G	b	i	g	G	g	G	g	G	g	G	g	i	O	r		
g	L	r	D	y	Z	b	C	s	T	h	w	Q	p	S		
G	g	G	g	G	g	G	g	G	P	q	R	s	T	u		




I Can Read - Read 5 times and copy the words.



sat

Handwriting practice box for the word 'sat' with four lines (top, dashed, middle, dashed).



mat

Handwriting practice box for the word 'mat' with four lines (top, dashed, middle, dashed).



rat

Handwriting practice box for the word 'rat' with four lines (top, dashed, middle, dashed).



bed

Handwriting practice box for the word 'bed' with four lines (top, dashed, middle, dashed).



red

Handwriting practice box for the word 'red' with four lines (top, dashed, middle, dashed).



led

Handwriting practice box for the word 'led' with four lines (top, dashed, middle, dashed).



bin

Handwriting practice box for the word 'bin' with four lines (top, dashed, middle, dashed).



tin

Handwriting practice box for the word 'tin' with four lines (top, dashed, middle, dashed).



pin

Handwriting practice box for the word 'pin' with four lines (top, dashed, middle, dashed).



pot

Handwriting practice box for the word 'pot' with four lines (top, dashed, middle, dashed).



cot

Handwriting practice box for the word 'cot' with four lines (top, dashed, middle, dashed).



dot

Handwriting practice box for the word 'dot' with four lines (top, dashed, middle, dashed).



mug

Handwriting practice box for the word 'mug' with four lines (top, dashed, middle, dashed).



dug

Handwriting practice box for the word 'dug' with four lines (top, dashed, middle, dashed).



rug

Handwriting practice box for the word 'rug' with four lines (top, dashed, middle, dashed).

Read the words 5 times.

red	blue	green	yellow	orange
-----	------	-------	--------	--------

Read, Trace and Write

red
red


blue
blue

green
green

yellow
yellow


Complete the sentence.

The car is red.




Trace the sentence.

The giraffe is yellow.




Write the sentences.



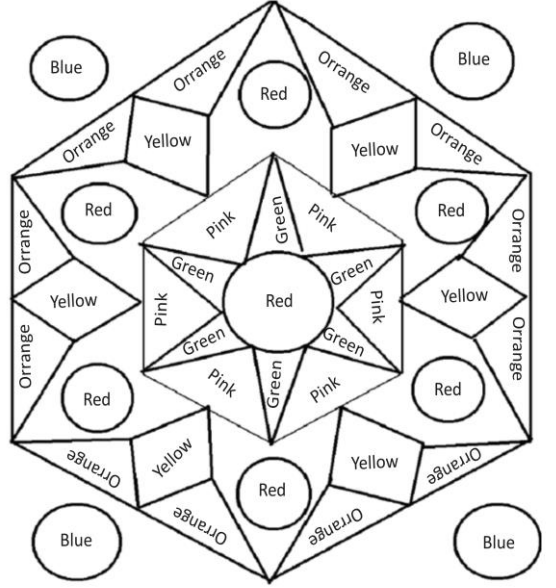



car	giraffe	leaf	flower	uniform
-----	---------	------	--------	---------

Colour as given. సూచనలకు అనుగుణంగా రంగులు వేయండి.








- |            |            |           |
|------------|------------|-----------|
| A - Red    | D - Gray   | G - Brown |
| B - Yellow | E - Orange | H - Blue  |
| C - Black  | F - White  | I - Green |



Read and colour the pictures.

చదవండి మరియు చిత్రాలకు రంగులు వేయండి.

	The umbrella is red.
	The moon is yellow.
	The grapes are green.
	The drum is blue.
	The dog is black.
	The ball is orange.

Read and understand. చదవండి మరియు అర్థం చేసుకోండి.

I have a dog.  
His name is Shera.  
My dog is small.  
My dog is black and white.

Draw and colour the dog Shera.



Trace the pattern.

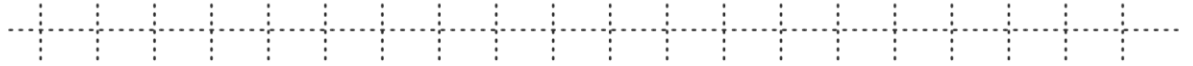


F F F F F F F F F F F F F F

f f f f f f f f f f f f f f



h h h h h h h h h h h h h h




H H H H H H H H H H H H H H



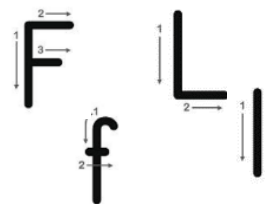
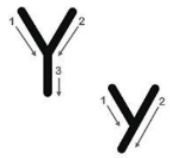
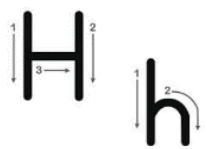
w w w w w w w w w w w w w w



y y y y y y y y y y y y y y



L L L L L L L L L L L L L L






Say and copy the letters.

H	H H H
h	h h h
F	F F F
f	f f f
W	W W W
w	w w w

Read, write, and copy 5 times in the notebook. చదవండి, వ్రాయండి మరియు నోటుపుస్తకంలో 5 సార్లు చదవండి.

fat	hat	wet	hip	win

Read Aloud



**This is a hat.**











**This is a fat cat with a hat.**

**The fat cat with a hat is on the**

Colour the cat and the mat



Trace the first letters and try to read the words with help.

	 Hat	 Fish	 Whale
	 Hand	 Frog	 Watermelon
	 House	 Flower	 Worm

Say and copy the letters.

Handwriting practice for uppercase and lowercase letters L, l, Y, and y. Each letter is shown with stroke order arrows and numbers. Below each letter is a set of three horizontal lines (top, middle dashed, bottom) with the letter repeated in dashed form for tracing.

Read and write

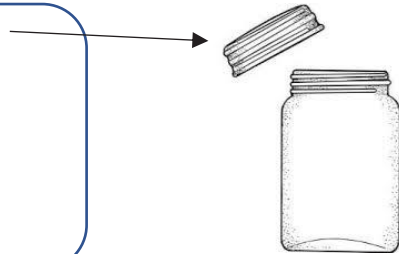
let yet lay day lid

Five boxes for reading and writing practice. Each box contains a word from the list above in dashed lines for tracing, followed by three blank lines for independent writing.

Read Aloud

Colour the lid and jar

**This is a lid.**  
**The lid is big.**  
**The lid does not fit.**  
**I will get a small lid.**



Trace the first letters and try to read the words with help.



Yo-yo



Yoga



Yarn



Lion



Lock



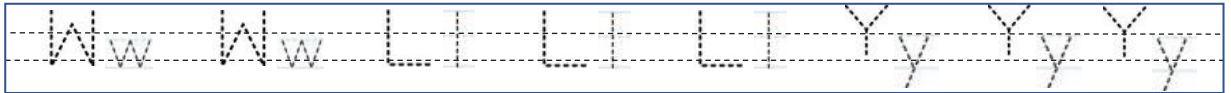
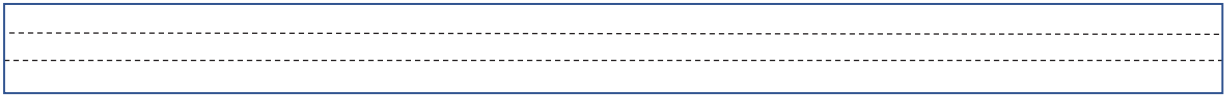
Leaf

Colour

L - red

Y - blue


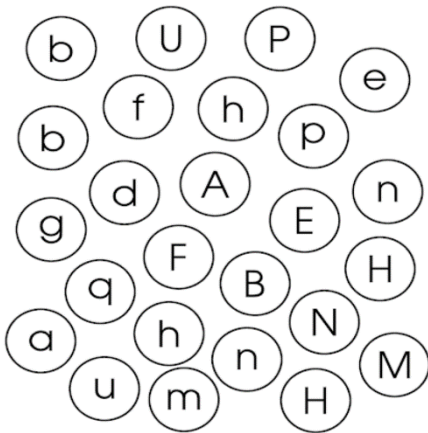
Say and copy the letters.



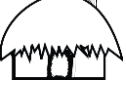





Shade the letter Hh. Hh అక్షరాన్ని చాయాపూతం చేయండి.

Colour the pictures that begin with F.

F తో ప్రారంభమయ్యే చిత్రాలకు రంగు వేయండి.

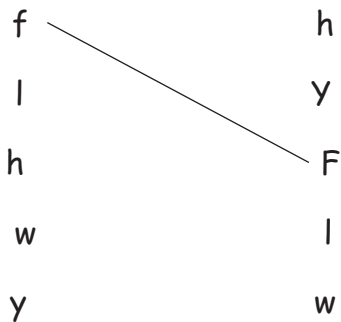


	__ a __
	__ a __
	__ u __
	__ e __
	__ e __
	__ e __

Fill in the blanks



Match the big and small letters.



I Can Read - Read 5 times and copy the words.



bad

Handwriting practice box with four lines (top, dashed, middle, bottom).



mad

Handwriting practice box with four lines (top, dashed, middle, bottom).



sad

Handwriting practice box with four lines (top, dashed, middle, bottom).



pen

Handwriting practice box with four lines (top, dashed, middle, bottom).




hen

Handwriting practice box with four lines (top, dashed, middle, bottom).

10

ten

Handwriting practice box with four lines (top, dashed, middle, bottom).



big

Handwriting practice box with four lines (top, dashed, middle, bottom).



pig

Handwriting practice box with four lines (top, dashed, middle, bottom).



dig

Handwriting practice box with four lines (top, dashed, middle, bottom).



top

Handwriting practice box with four lines (top, dashed, middle, bottom).



mop

Handwriting practice box with four lines (top, dashed, middle, bottom).



cop

Handwriting practice box with four lines (top, dashed, middle, bottom).



bun

Handwriting practice box with four lines (top, dashed, middle, bottom).



sun

Handwriting practice box with four lines (top, dashed, middle, bottom).



run

Handwriting practice box with four lines (top, dashed, middle, bottom).

Read the words 5 times.

have	my	these
------	----	-------

one - 1	two - 2	three - 3	four - 4	five - 5
six - 6	seven - 7	eight - 8	nine - 9	ten = 10

Read, trace, and write

have
have

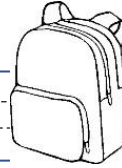
one
one

two
two

three
three

Complete the sentence.

I have one pencil in my bag.



Trace the sentence.

I have one ruler in my bag.



Write the sentences.










pencil

ruler

book







eraser

sharpener











Read the words and copy in your notebook. పదాలను చదవండి మరియు మీ నోటుపుస్తకంలో చూసి వ్రాయండి.

brinjal	onion	potato	tomato	carrot
beans	mango	banana	papaya	grapes

Read 5 times.

This is one brinjal.		This is one tomato.		This is one onion.	
This is one mango.		This is one papaya.		This is one banana.	

Read, trace and copy. చదవండి, చుక్కలను కలుపుతూ వాక్యాలను వ్రాయండి మరియు చూసి వ్రాయండి.

These are two carrots.		These are six beans.	
These are two carrots.			
These are ..... papayas		These are seven mangoes.	
These are three onions.		These are eight bananas.	
These are four potatoes.		These are nine grapes.	
These are five tomatoes.		These are ten apples.	

Colour

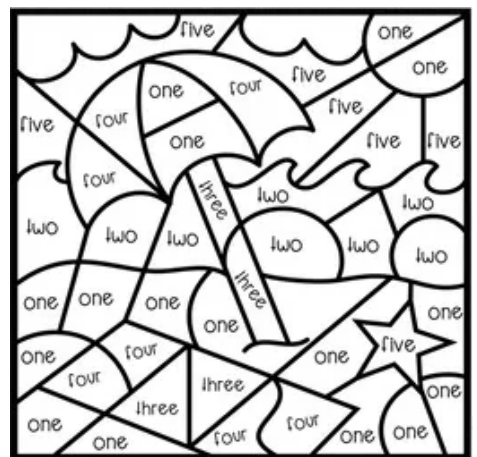
one – yellow

four - orange

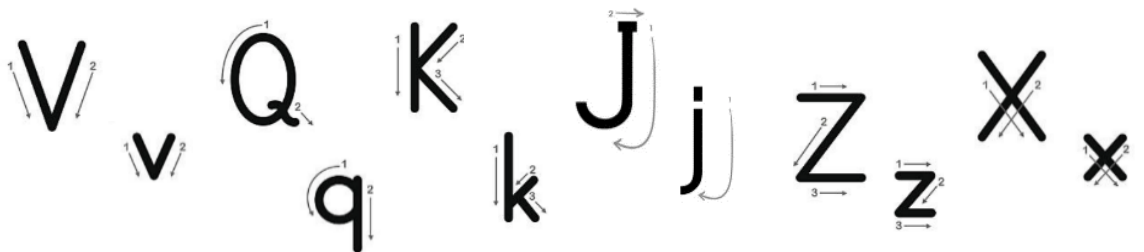
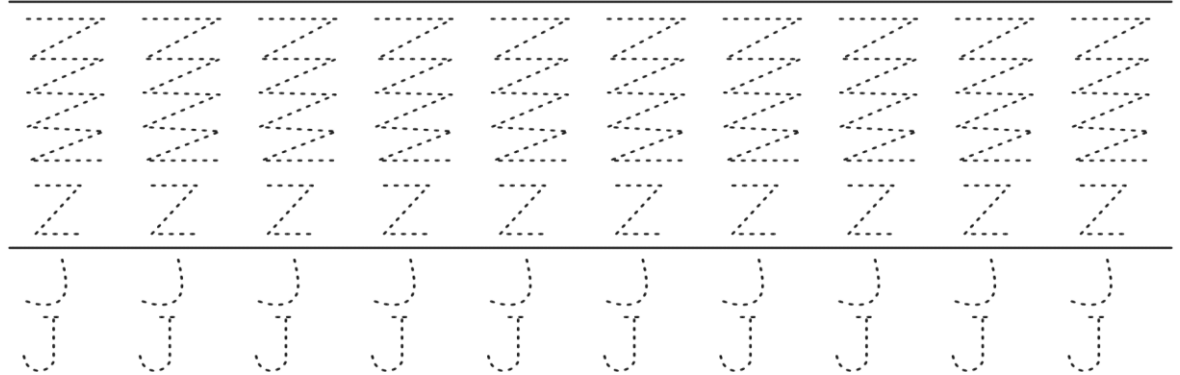
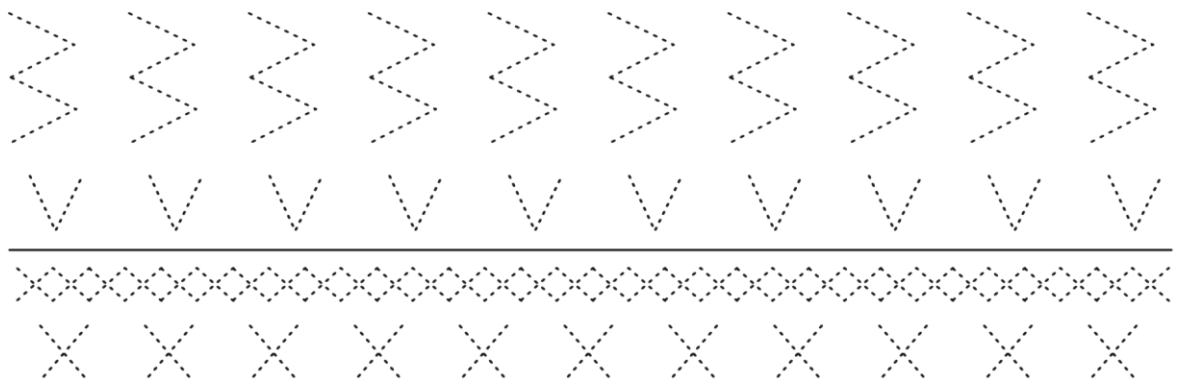

two – blue

five - pink

three – green



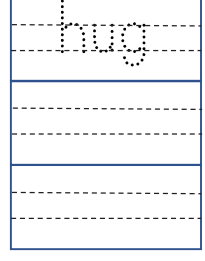

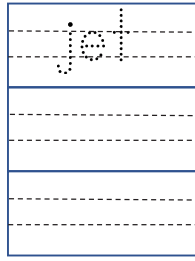

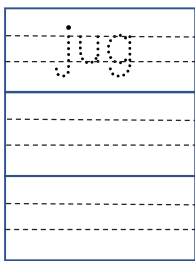
Trace the pattern



Say and copy the letters.

K	K K K
k	k k k
Q	Q Q Q
q	q q q
J	J J J
j	j j j

Read, write, and copy 5 times in the notebook.



Read Aloud

**This is a jug.**  
**The jug has juice.**  
**It is carrot juice.**  
**I like carrot juice**

Colour the jug



Trace the first letters and try to read the words with help.



Jug



Question



Key



Jar



Queen



Knife



Juice



Quiz



Kite



Say and copy the letters.

V	V V V
v	v v v
Z	Z Z Z
z	z z z
X	X X X
x	x x x

Read, write, and copy 5 times in the notebook.

van	vet	zoo	box	ox

Read Aloud

**This is a zoo.**

**I went to the zoo with my father, mother, and brother.**

**I saw a lion, an elephant, and many monkeys.**

**The monkeys were playing on a tree.**

**Suddenly, one monkey took my father's cap.**

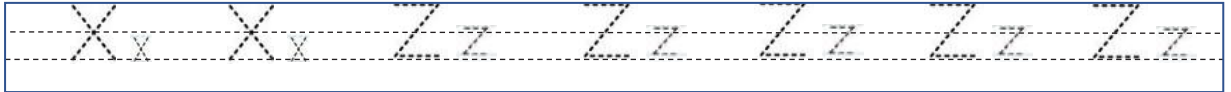
**The zookeeper helped us get the cap back.**

Colour the picture






Revision - Say and copy the letters.



Circle the letter v. Copy the words.



vase

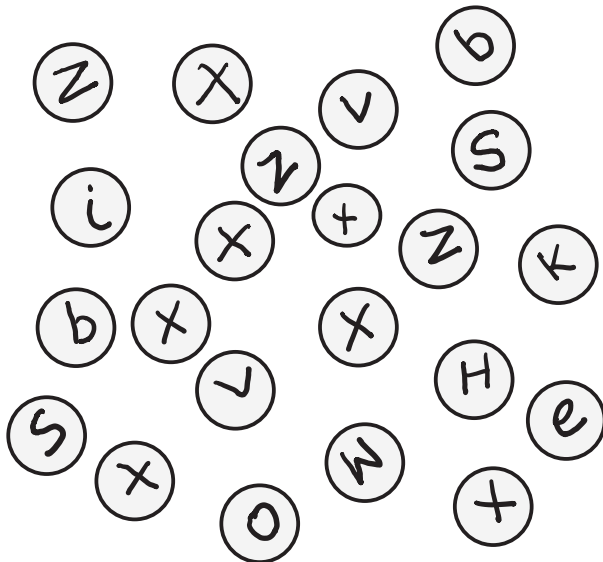



five




vegetables


Find and colour the letter - X



Find the Z words -

zoo zebra zip zero

a	z	o	o	g	a	a	t	m	c
s	m	z	d	c	n	z	e	r	o
g	n	k	j	d	p	z	c	n	g
f	l	f	z	e	b	r	a	j	h
y	r	y	e	l	l	o	w	e	l
z	i	p	f	g	s	t	l	d	r
t	t	m	o	w	a	r	b	s	q

How many? X \_\_\_\_\_

How many? Z \_\_\_\_\_

I Can Read - Read 5 times and copy the words.



ran




man




pan




net




jet




pet




sit



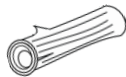

hit




pit



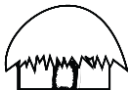

dog

log




hog

hut




cut




nut


Read the words 5 times

Look	at	who	it	her
------	----	-----	----	-----

Read, Trace and Write

Look
Look


at
at

who
who

her
her

Complete the sentence.

Look at the monkey.
---------------------




Trace the sentence.

Look at the lion.
-------------------



Write the sentences.

monkey


lion

cow

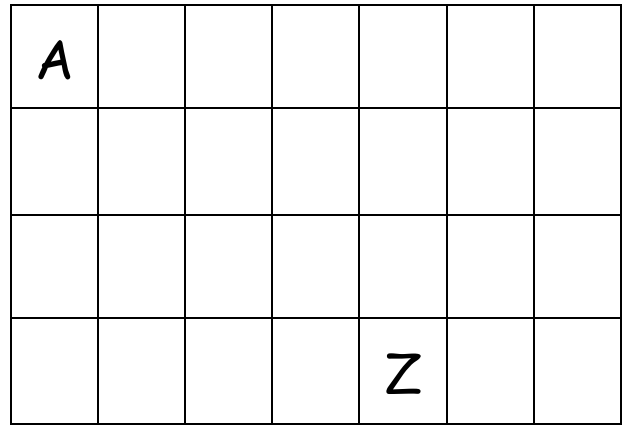
hen

peacock


Trace



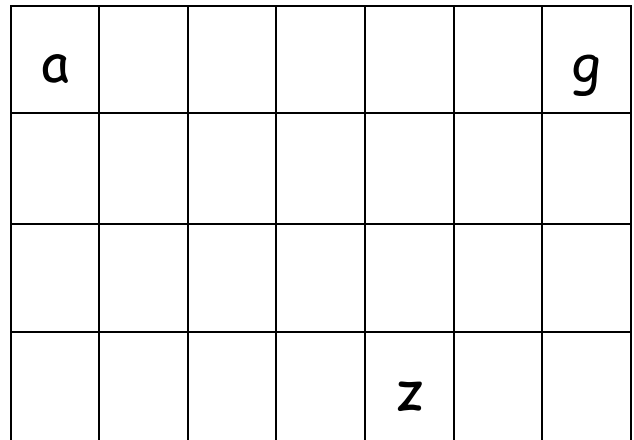
Copy



Trace



Copy

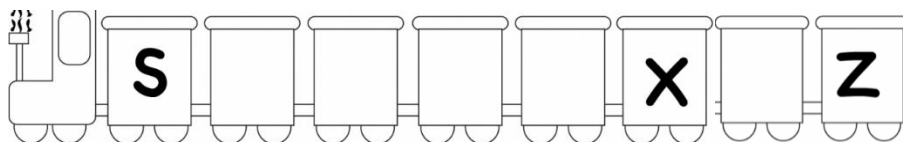


Match the big and small letters.

z      n      j      l      w      b      d      v

W      z      B      N      J      L      V      D

Fill in the missing letters.



Find and circle the words.

	jug			bag		hid		hen		lion			
	cow			pin		bed		cab		head			
n	b	a	g	o	p	g	c	p	i	n	a	n	o
m	d	a	f	h	j	a	n	k	f	m	a	n	a
l	f	p	i	n	a	n	s	t	a	r	b	e	d
e	c	k	x	t	r	a	i	n	j	a	e	e	d
i	e	t	h	i	d	p	k	b	k	j	a	m	f
h	e	n	b	q	s	e	r	l	m	f	q	h	p
a	o	z	m	v	t	j	u	g	l	i	o	n	v
c	c	c	o	w	n	a	h	e	a	d	l	m	b

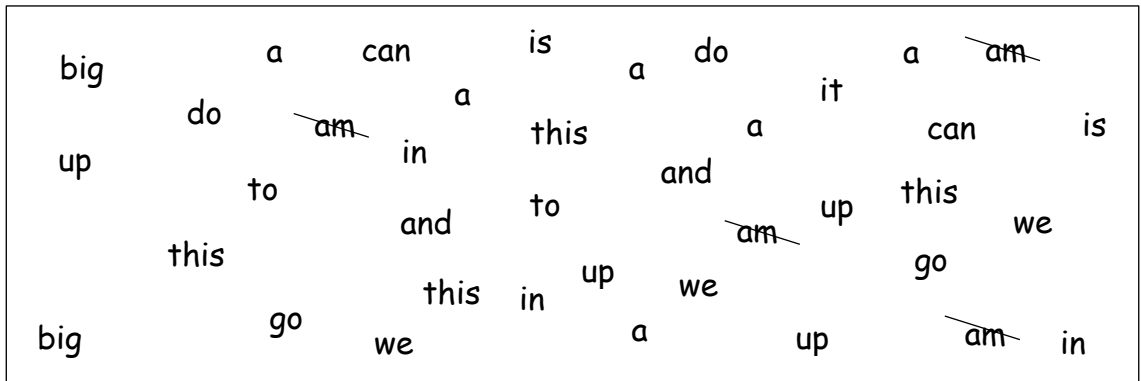
Count from the box and write. How many?

e \_\_\_\_\_ p \_\_\_\_\_ i \_\_\_\_\_ m \_\_\_\_\_ a \_\_\_\_\_ b \_\_\_\_\_ n \_\_\_\_\_

Read the words 5 times

a	can	is	a	we
this	big	and	go	up
am	in	to	it	for







Find the words. క్రింద ఇచ్చిన పదాలను కనుగొనండి.









How many? ఎన్ని ఉన్నాయి ?

am _____ 4	a _____	do _____	can _____	is _____	it _____
and _____	to _____	up _____	go _____	we _____	in _____










Fill in the missing letters.

					
c ___ n	c ___ p	d ___ g	w ___ b	h ___ t	j ___ t

Identify the pictures and write the names. చిత్రాలను గుర్తించి పేర్లు రాయండి.

Identify the pictures and write the words. చిత్రాలను గుర్తించి పదాలు వ్రాయండి.

		<table border="1" style="display: inline-table; vertical-align: middle;"> <tr><td>c</td></tr> <tr><td>a</td></tr> <tr><td>t</td></tr> </table>	c	a	t		<table border="1" style="display: inline-table; vertical-align: middle;"> <tr><td></td></tr> <tr><td></td></tr> <tr><td></td></tr> </table>			
c										
a										
t										
		<table border="1" style="display: inline-table; vertical-align: middle;"> <tr><td>b</td><td>a</td><td>t</td></tr> </table>	b	a	t		<table border="1" style="display: inline-table; vertical-align: middle;"> <tr><td></td><td></td><td></td></tr> </table>			
b	a	t								
		<table border="1" style="display: inline-table; vertical-align: middle;"> <tr><td></td></tr> <tr><td></td></tr> <tr><td></td></tr> </table>					<table border="1" style="display: inline-table; vertical-align: middle;"> <tr><td></td></tr> <tr><td></td></tr> <tr><td></td></tr> </table>			
		<table border="1" style="display: inline-table; vertical-align: middle;"> <tr><td></td><td></td><td></td></tr> </table>					<table border="1" style="display: inline-table; vertical-align: middle;"> <tr><td></td><td></td><td></td></tr> </table>			

Make a chart with more such puzzles.



Put the words in the correct boxes. పదాలను సరైన పెట్టెల్లో పెట్టండి.

Read the words. పదాలను చదవండి.

mad ✓	pet	top	pit	cut	jot	set	sun
met	sad ✓	run ✓	nut	sit	bun	lot	pet
pop	cop	had	hut	net	kit	pot	fun

Write వ్రాయండి.

ad	et	op	un	it	ot	ut
mad	pet					
sad	met					
had	set					

Make words పదాలను తయారు చేయండి.

The diagram shows two word-building exercises. In the first, a central circle 'at' is surrounded by 'c' (top), 'b' (left), 's' (right), and 'f' (bottom). To its right is a vertical box with 'cat' in the top section and three empty sections below. In the second, a central circle 'ot' is surrounded by 'c' (top), 'p' (left), 'l' (right), and 'h' (bottom). To its right is a vertical box with 'cot' in the top section and three empty sections below.

Write the rhyming words for: వీటికి ప్రాస పదాలను వ్రాయండి.

dog	bun	hen	cat	pot	pig	pin
log						

Read and match the same words.

tall      fat      sat      pin      cake      tin  
 pin      cake      fat      sat      tin      tall

(A line connects 'tin' in the second row to 'tin' in the first row.)

## Speaking – Following basic instructions

Read and speak. చదివి చెప్పండి.

please stand up	please be quiet	listen	throw the ball
please sit down	please raise your hand	play with me	look at this
please come here	look at my drawing	jump	close the door

Who says this - teacher or students? Write the above instructions in the boxes below.

ఇది ఎవరు అంటున్నారు - ఉపాధ్యాయులా లేక విద్యార్థులా ? దిగువ పెట్టెల్లో పై సూచనలను వ్రాయండి.



please stand up

---



---



---



---



play with me

---



---

























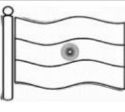

















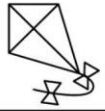






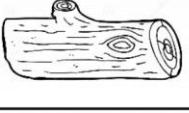




---












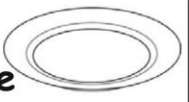

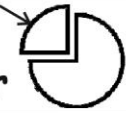































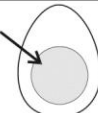








---

Read the words and make a chart – in pairs or groups,

పదాలను చదవండి మరియు చిత్ర పటం తయారు చేయండి- జతలు లేదా సమూహాలుగా.

a	apple 	ant 	axe 	aeroplane 
b	bag 	bat 	book 	ball 
c	cup 	cat 	cow 	crow 
d	duck 	door 	drum 	dog 
e	egg 	elephant 	ear 	eye 
f	frog 	fish 	flag 	fan 
g	glass 	gate 	grass 	girl 
h	house 	hat 	head 	hand 
i	ice-cream 	india 	ink 	ice 
j	jug 	jar 	jeep 	juice 
k	kite 	key 	king 	kitten 
l	lion 	leg 	leaf 	log 
m	mat 	man 	mango 	mouth 

n	nail 	nose 	nest 	net 
o	orange 	owl 	ox 	office 
p	pencil 	parrot 	pin 	plate 
q	queen 	quarter 	quiet 	quiz 
r	rat 	rose 	rainbow 	rain 
s	snake 	skirt 	sun 	saree 
t	ten 	two 	train 	table 
u	umbrella 	umpire 	under 	Up 
v	vegetables 	vase 	van 	violin 
w	watch 	well 	window 	woman 
x	x-ray 	x-mas tree 	six 	xylophone 
y	yellow 	yolk 	yoga 	yak 
z	zero 	zipper 	zoo 	zebra 

Read and learn these words ఈ పదాలను చదివి నేర్చుకోండి.

a ఏ	find ఫైండ్	is ఇస్	not	three థ్రీ
and	for ఫర్	it ఇట్	one వన్	to టు
away అవే	funny ఫన్నీ	jump జంప్	play ప్లే	two టూ
big బిగ్	go గో	little లిటిల్	red రెడ్	up అప్
blue బ్లూ	help హెల్ప్	look లుక్	run రన్	we వీ
can	here హియర్	make మేక్	said సెడ్	where వేర్
come కమ్	I ఐ	me మీ	see సీ	yellow యెల్లో
down డౌన్	in ఇన్	my మై	the ద	you యు

all	came కేమ్	he హీ	new న్యూ	was
am	eat ఈట్	now నౌ	no నో	say సే
are ఆర్	four ఫోర్	must మస్ట్	soon సూన్	did డిడ్
at	get గెట్	our అవర్	that	want వాంట్
ate ఏట్	good గుడ్	out ఔట్	there దేర్	saw
be బీ	have	please ప్లీస్	they దే	what
black	did డిడ్	pretty ప్రెట్టీ	this దిస్	who హూ
brown బ్రౌన్	into ఇంటూ	ran	too టూ	she షీ
but బట్	like లైక్	ride రైడ్	under అండర్	yes యెస్
well వెల్	went వెంట్	with విత్	white వైట్	will విల్

గమనించండి : కొన్ని ఆంగ్ల పదాలను తెలుగు లిపిలో వ్రాస్తే వాటి ఉచ్చారణ మారిపోతుంది. అటువంటి పదాలను మేము తెలుగులో వ్రాయలేదు. వాటి సరైన ఉచ్చారణ కోసం మీరు google లో చూసుకోండి/ ఉపాధ్యాయులను అడిగి తెలుసుకోండి.


video: Sight words with spelling: <https://www.youtube.com/watch?v=dOmylz88jSI>

Read 5 times. 5 సార్లు చదవండి.

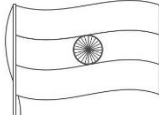
<b>ab</b>	<b>ad</b>	<b>ag</b>	<b>am</b>	<b>an</b>
cab lab	bad dad	bag nag	dam ham	can fan
jab dab	mad pad	rag brag	yam jam	man ran
crab drab	sad clad	tag drag	swam clam	gran plan
grab slab	glad Brad	flag wag	pram exam	scan than
<b>ap</b>	<b>ar</b>	<b>at</b>	<b>ed</b>	<b>en</b>
cap lap	car far	bat cat	bed fed	den hen
map nap	jar tar	mat rat	led red	men pen
flap clap	afar scar	flat chat	bled shed	glen then
snap trap	star ajar	brat that	fled wed	when ten

ఖాళీలను పూరించండి.

Fill in the blanks.



\_\_\_ a \_\_\_



\_\_\_ a \_\_\_



\_\_\_ a \_\_\_



\_\_\_



\_\_\_

Fill in the blanks to make words.

All words are from the above list.

c	a	b	
b		d	
r		t	
m		n	
j		r	
c		p	
j		m	
b		g	
s	t		r
w			n
c		a	p
	l	a	
	h		t

పదాలు పూర్తి చేయడానికి ఖాళీలను పూరించండి. అన్ని పదాలు పై జాబితాలో ఉన్నాయి.


ప్రాస పదాలను వ్రాయండి.

Write the rhyming words.


mat	hat	flat
pen		
car		
map		
bad		
cab		
den		
fan		
red		
dam		






+91 80 26629890 

info@sikshana.org @

www.sikshana.org 

# 41, K. R. Road, Basavangudi   
Bengaluru – 560004, Karnataka